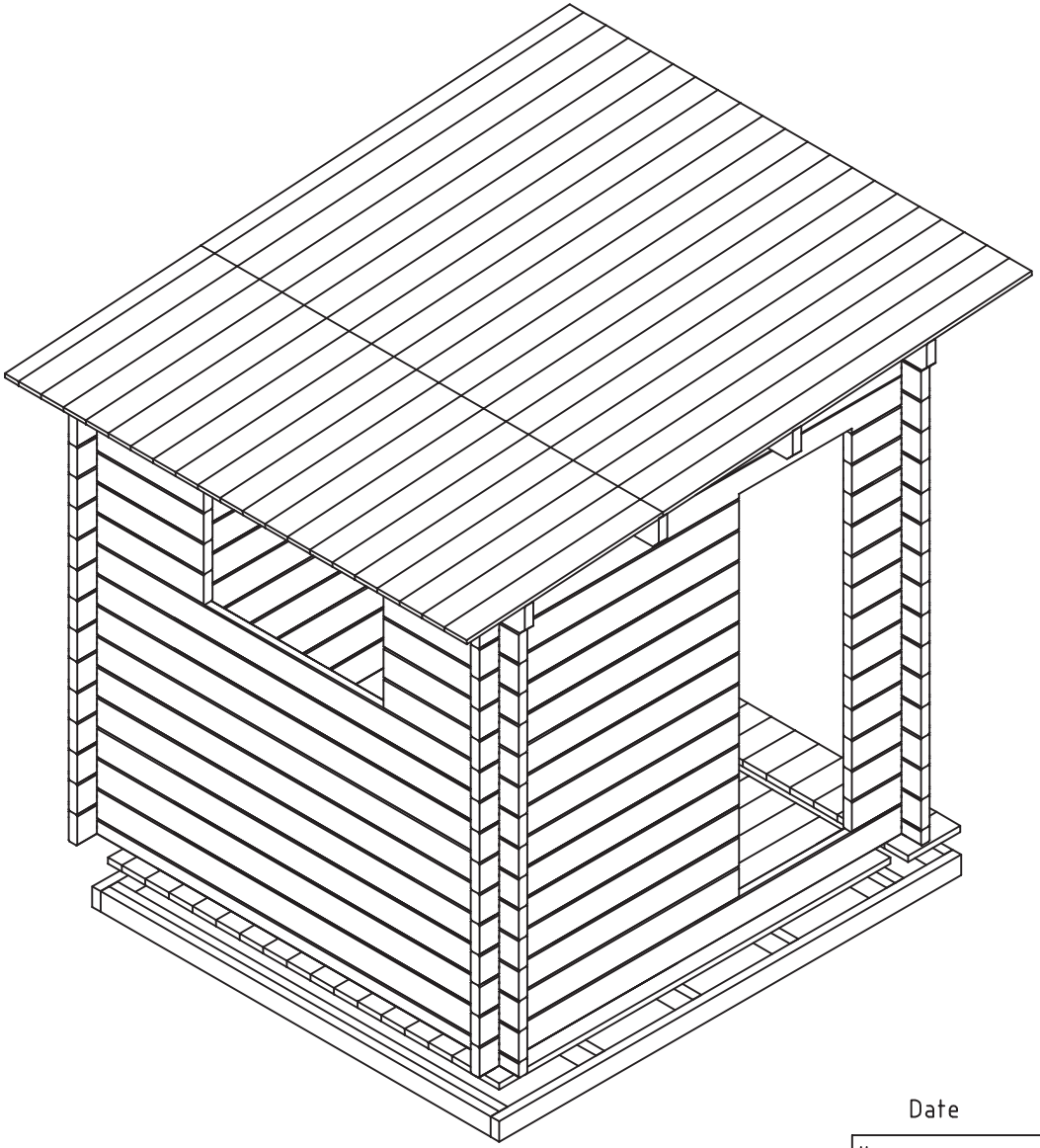

Date	rev.	Description

House	S2020-44 Pekka	Sheet	1
Drawing	3D	Scale	
Material	44x135	Date	27.10.2015
Drawer	K.K.	File	S2020-44 Pekka 3D.dwg

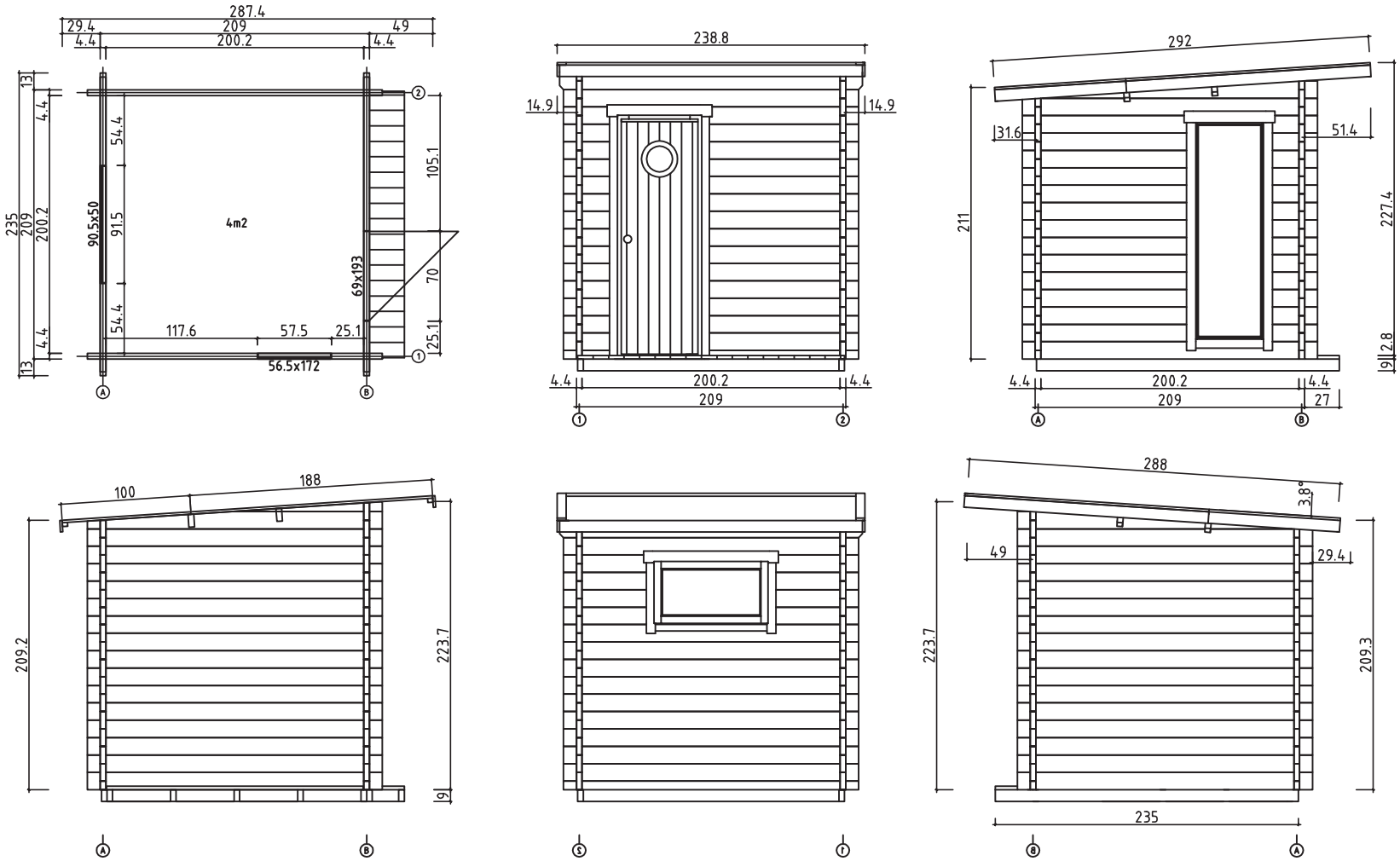

Roof Pmax=200kg/m2
V 1.0

Date	rev.	Description

Polhus	House	S2020-44 Pekka	Sheet 2
	Drawing	Views-kuvat-sedd	Scale 1:50
	Material	44x135	Date 01.12.2015
	Drawer	K.K.	File S2020-44 Pekka-Views.dwg

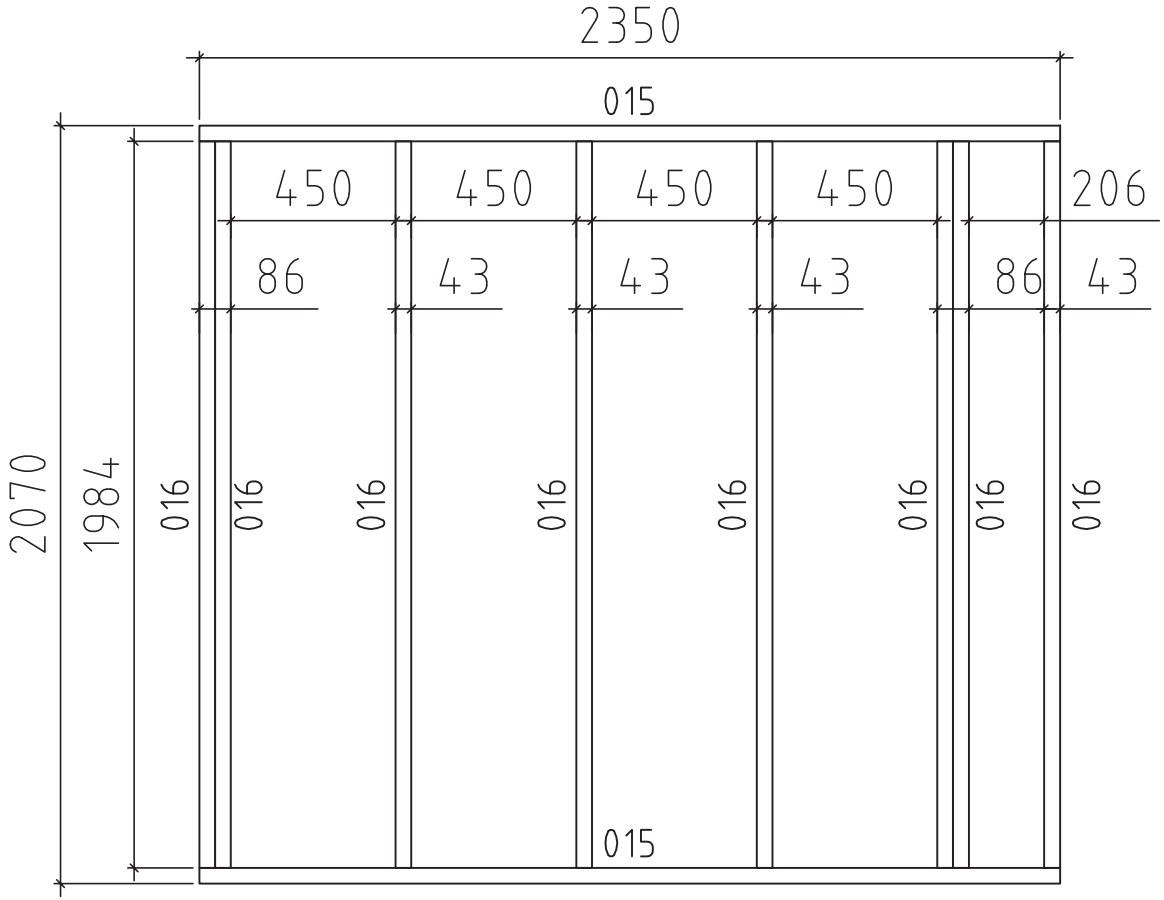

Date	rev.	Description

Polhus	House	S2020-44 Pekka	Sheet 3
	Drawing	FLOORBEAMS-LATTIAPALKIT-GOLVBJÄLKAR	Scale 1:20
	Material	43x90	Date 27.10.2015
	Drawer	K.K.	File S2020-44 Pekka.dwg

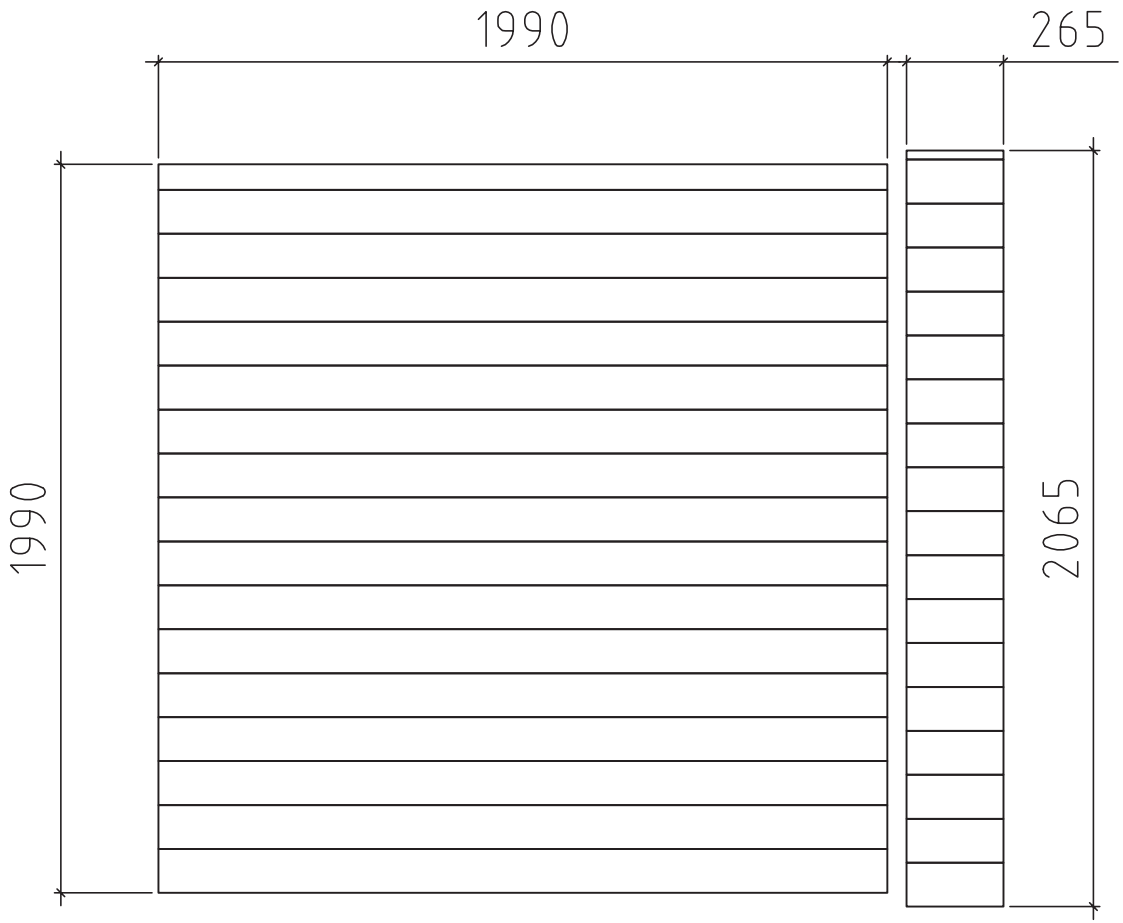

Date	rev.	Description

Polhus

House	S2020-44 Pekka	Sheet	4
Drawing	Groundplan-Pohjapiirros-Grundplan	Scale	1:20
Material	44x135	Date	27.10.2015
Drawer	K.K.	File	S2020-44 Pekka.dwg

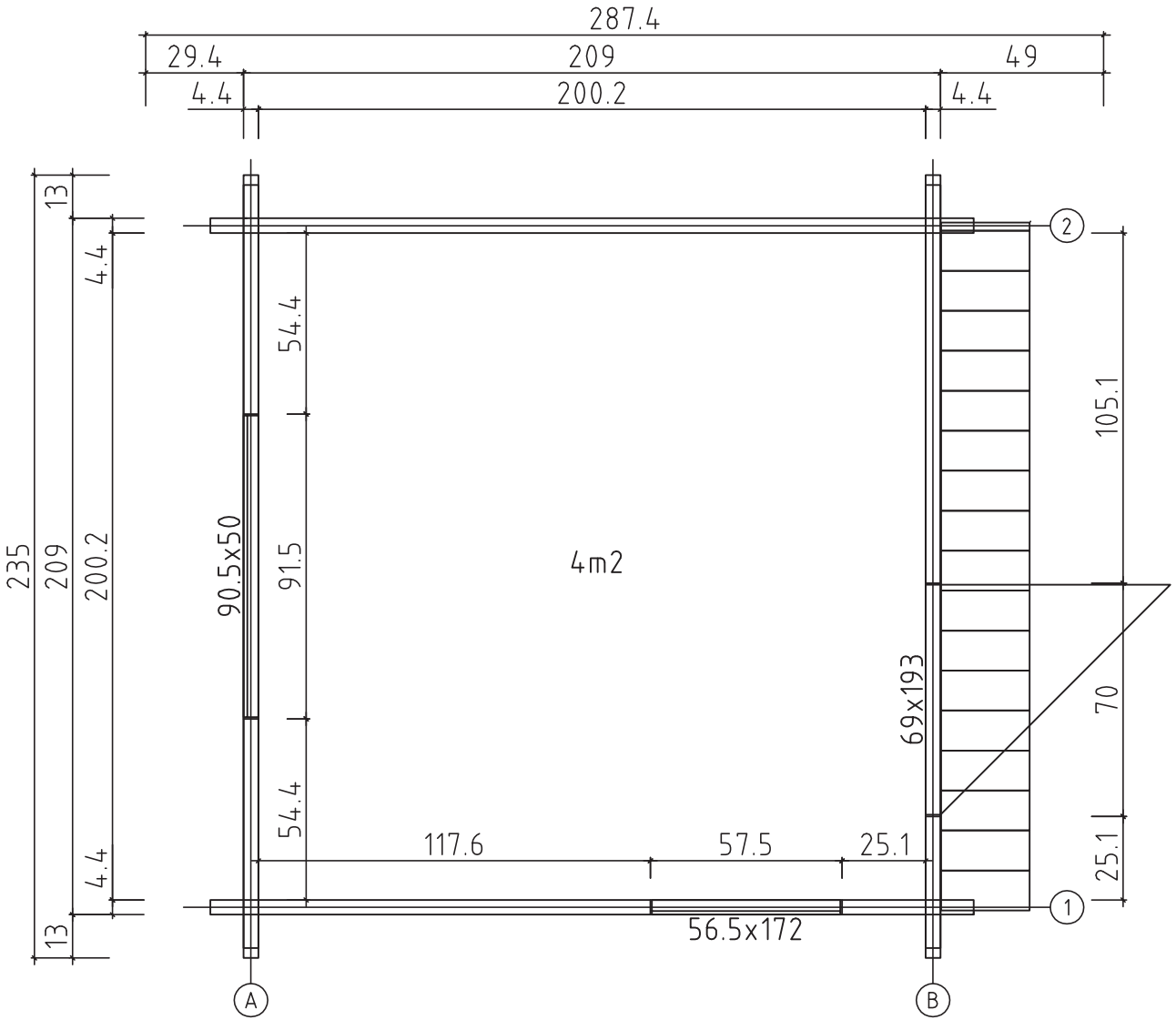

Date	rev.	Description

Polhus	House	S2020-44 Pekka	Sheet 5
	Drawing	Groundplan-Pohjapiirros-Grundplan	Scale 1:20
	Material	44x135	Date 27.10.2015
	Drawer	K.K.	File S2020-44 Pekka.dwg

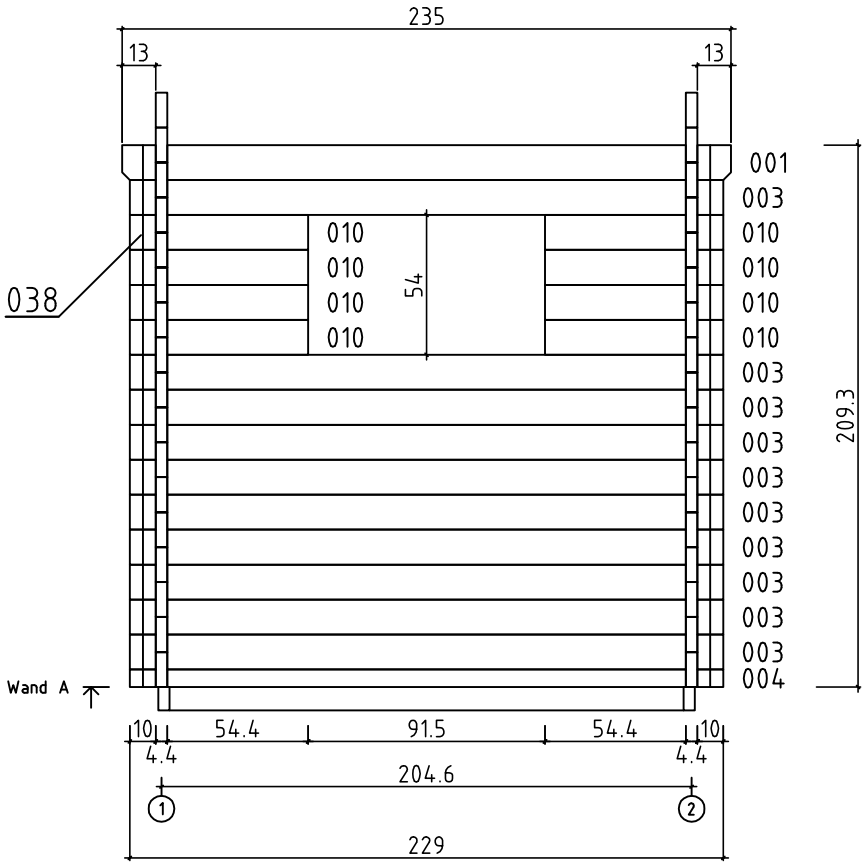

Date	rev.	Description

House	S2020-44 Pekka	Sheet	6
Drawing	Groundplan-Pohjapiirros-Grundplan 1:20	Scale	
Material	44x135	Date	27.10.2015
Drawer	K.K.	File	S2020-44 Pekka.dwg

Polhus

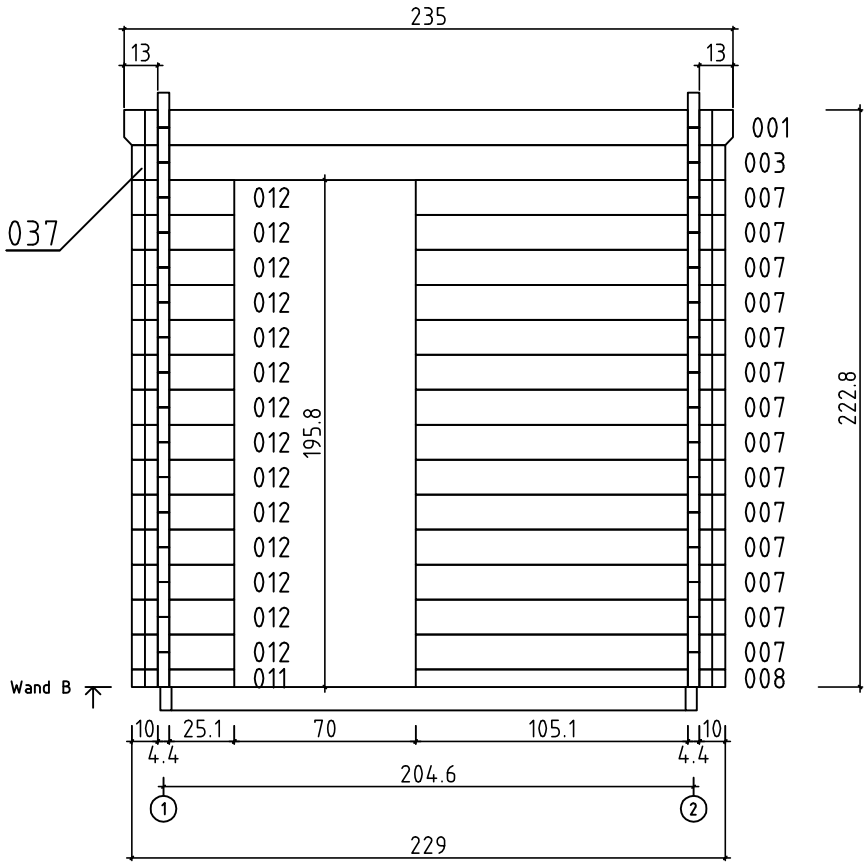

Date	rev.	Description

House	S2020-44 Pekka	Sheet	7
Drawing	Groundplan-Pohjapiirros-Grundplan 1:20	Scale	
Material	44x135	Date	27.10.2015
Drawer	K.K.	File	S2020-44 Pekka.dwg

Polhus

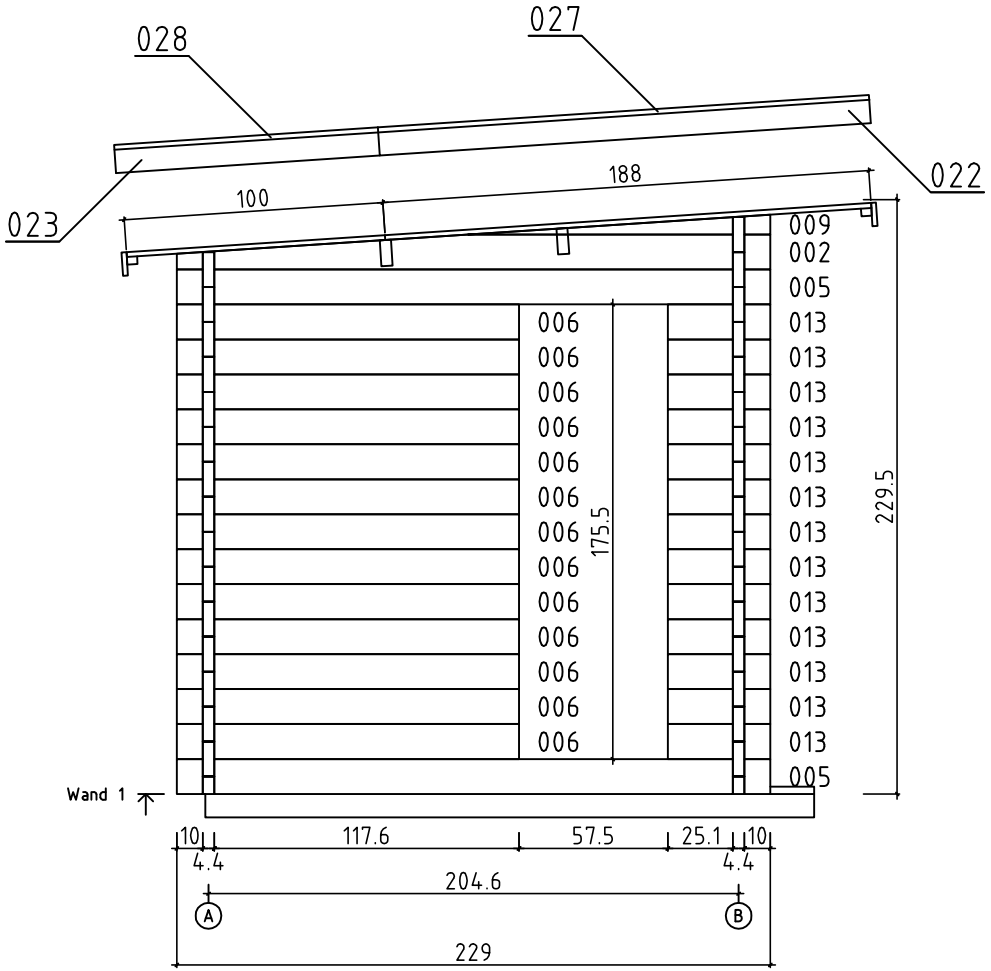

Date	rev.	Description

Polhus	House	S2020-44 Pekka	Sheet 8
	Drawing	Groundplan-Pohjapiirros-Grundplan 1:20	Scale
	Material	44x135	Date 27.10.2015
	Drawer	K.K.	File S2020-44 Pekka.dwg

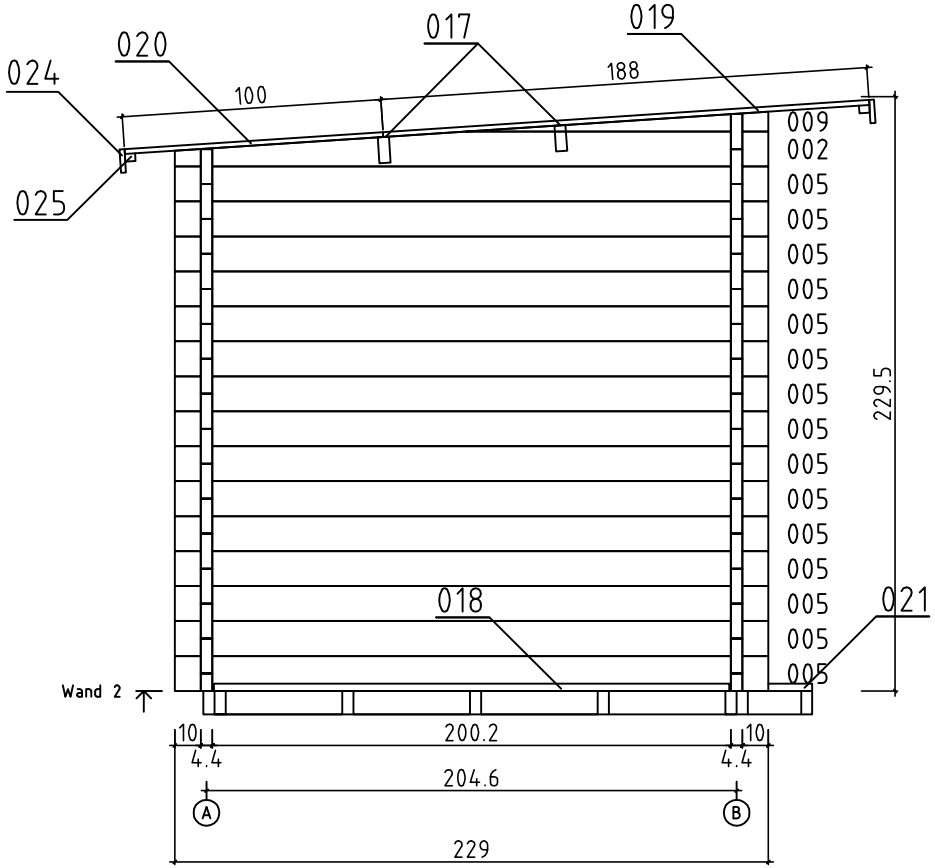

Date	rev.	Description

House	S2020-44 Pekka	Sheet	9
Drawing	Groundplan-Pohjapiirros-Grundplan	Scale	1:20
Material	44x135	Date	27.10.2015
Drawer	K.K.	File	S2020-44 Pekka.dwg

Polhus

PAKK L<2.35m

Pos	S2020-44 Pekka	Pcs.	Profile (mm)	L (mm)
001	130 2002 130	2	44x135	2350
002	100 2002 100	2	44x135	2290
003	100 2002 100	11	44x135	2290
004	100 2002 100	1	44x68	2290
005	100 2002 100 +1= EXTRA PROFILE	17+1	44x135	2290
006	100 1176	13	44x135	1320
007	1051 100	14	44x135	1195
008	1051 100	1	44x68	1195
009	1023 100	2	44x77	1167
010	100 544	8	44x135	687
011	100 251	1	44x68	395
012	100 251	14	44x135	395
013	251 100	13	44x135	395
014	BOARD FOR ASSEMBLING - ASENNUSLAUTA - SLAGBRÄDE	2	44x135	300
W1-1	212 009 002 2290	1	44x212	2290
W2-1	212 009 002 2290	1	44x212	2290
015	FLOORBEAMS-LATTIAPALKIT-GOLVBJÄLKAR IMM	2	43x90	2350
016	FLOORBEAMS-LATTIAPALKIT-GOLVBJÄLKAR IMM	8	43x90	1984
017	PURLINS-KATTO ORRET-TÅKASAR 130 2002 130	2	43x140	2350
018	SAUNA BOARDS-SAUNA LATTIALAUTA-SAUNA GOLVBRÄDE	17	120x28	1990
019	ROOFBOARDS-KATTOLAUTA-TAKBRÄDE 88mm or-tai-eller 114mm	21+1 27+1	114x19 88x19	1880 1880
020	ROOFBOARDS-KATTOLAUTA-TAKBRÄDE 88mm or-tai-eller 114mm	21 27	114x19 88x19	1000 1000
021	TERRACE BOARD-TERASSILAUTA-TERASSBRÄDE IMM	18	120x28	265
022	GABLE BOARDS-KAAPELILAUTA-GAVELBRÄDE	2	19x90	1900
023	GABLE BOARDS-KAAPELILAUTA-GAVELBRÄDE	2	19x90	1020

Polhus

Kood	S2020-44 Pekka	Materjal	File	S2020-44 Pekka.dwg	Leht	10

PAKK L<2.35m

Pos	S2020-44 Pekka	Pcs.	Profile (mm)	L (mm)
024	EAVE BOARD-RÄYSTÄSLAUTA-TAKFOTSBRÄDE	2	19x90	2350
025	EAVE SLAT-RÄYSTÄSLISTA-TAKFOTSLIST	2	30x40	2350
026 027	ROOF FELT FILLET-KAAPELILAUDAN PEITELAUTA BRÄDE OVANPÅ GAVELBRÄDE	1 2	19x70 19x70	2248 1900
028	ROOF FELT FILLET-KAAPELILAUDAN PEITELAUTA BRÄDE OVANPÅ GAVELBRÄDE	2	19x70	1020
029	WINDOW HANDLE-IKKUNA KAHVA-FÖNSTER HANDTAG	1+1+1		
030	DOOR KNOB/OVEN PAINIKE/DÖRR HANDTAG	1		
031	DOOR HINGES-OVEN SARANAT-DÖRR GÅNGJÄRN	3		
032	NAILS - NAULAT - SPIKAR — ROOFBOARDS-KATTOLAUTA-TAKBRÄDE	140	2.5	60
033	SCREWS - RUUVIT - SKRUVAR — FLOORBEAMS-LATTIAPALKIT-GOLVBJÄLKAR HALFBEAMS-PUOLEKSIPALKIT-FÖR ATT HALVA VÄGGPROFILER	50	4.5	90
034	SCREWS - RUUVIT - SKRUVAR — TERRACE BOARDS-TERASSILAUTA-TERASSBRÄDE SAUNA BOARDS-SAUNA LATTIALAUTA-SAUNA GOLVBRÄDE	300	4.5	70
035	SCREWS - RUUVIT - SKRUVAR — GABLE BOARDS-KAAPELILAUTA-VINDBRÄDE EAVE BOARD-RÄYSTÄSLAUTA-TAKFOTBRÄDE EAVE SLAT-RÄYSTÄSLISTA-TAKFOTLIST	40	4.5	50
036	SCREWS - RUUVIT - SKRUVAR — ROOF FELT FILLET-KAAPELILAUDAN PEITELAUTA TAKBRÄDE FÖR VINDBRÄDE	14	3.5	35
037 038	SCREW JOINT-KIERRETANKO-GÄNGSTAPP	2 2	ØM10	2250 2100
037	Door-ovi-dörr 690x1900 (right-oikea käsi-höger hand) 1pc-kpl-st 690 / 1900 Ast_ISO_VA	1	690	1900
038	Window-ikkuna-fönster 565x1700 1pc-kpl-st 565 / 1700 Ast_ISO_K_KAR	1	565	1700
039	Window-ikkuna-fönster 905x500 1pc-kpl-st 905 / 500 Ast_ISO_VU	1	905	500

Polhus

Kood	S2020-44 Pekka	Materjal	File	S2020-44 Pekka.dwg	Leht	11

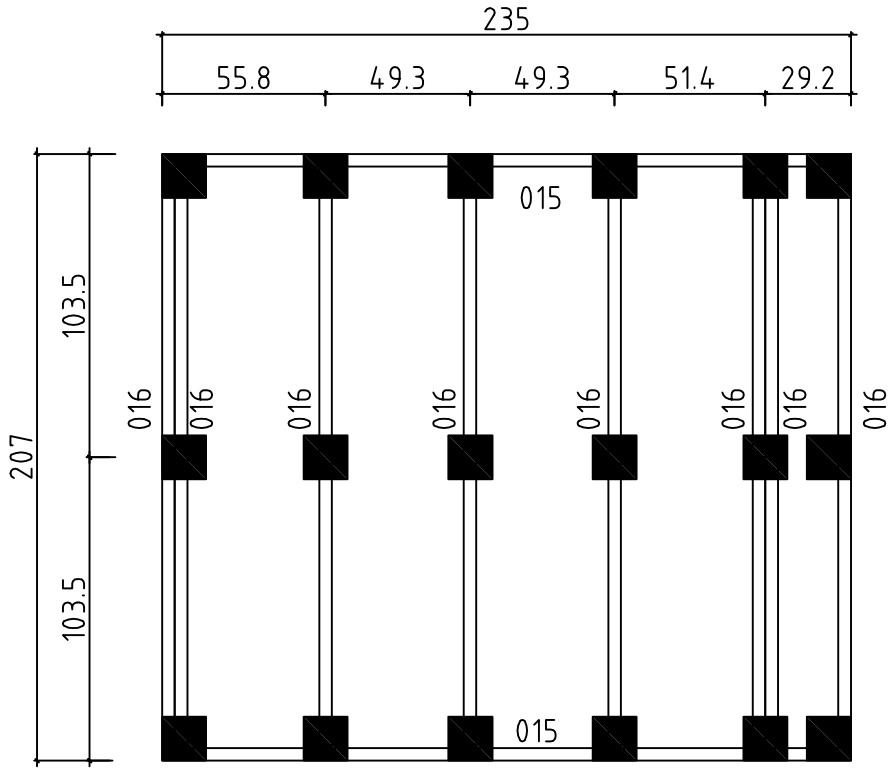

Detta är ett förslag för hur man kan placera plintarna (100- 200 mm i diamater) för golvbjälklaget. Golvbjälkarna är med i byggsatsen, men inte plintarna. Använder man exempelvis 500-600mm långa murblock så kan man halvera antalet punkter. Lägg fuktskyddande papp mellan betong och trä

Tämä on ehdotus siitä, miten (100-200 mm läpimittaiset) jalat voidaan sijoittaa alapohjaa varten. Lattiapalkit ovat rakennussarjassa, mutta jalkoja ei ole. Kun käytetään esimerkiksi 500-600 mm pitkiä harkkoja, voidaan pisteiden määrä puolittaa. Aseta betonin ja puun väliin kosteudelta suojaava pahvi

A proposal for placing plinths (100-200 mm in diameter) for floor beams. Floor beams are provided in the kit but plinths are not included. For example, by using 500-600 mm long masonry units, one can reduce the number of points 50%. Place cardboard between the concrete and wood to protect from moisture

Date	rev.	Description

House	S2020-44 Pekka	Sheet	12
Drawing	FOUNDATION PLAN - PLINTPLAN	Scale	1:25
Material		Date	01.12.2015
Drawer	KK	File	S2020-44 Pekka.dwg